

## RARE Infrastructure Value Fund Hedged - Class A

## December 2020 Factsheet

### OVERVIEW

RARE Infrastructure is a specialist manager of global listed infrastructure securities. The RARE Infrastructure Value Fund - Hedged invests in listed companies whose business is the ownership, operation and maintenance of infrastructure assets. The investment objective of the Fund is to provide regular and stable income plus capital growth with a specific focus on minimising the volatility of returns. RARE's investment process is supported by a highly experienced investment team located in Sydney.

### PERFORMANCE

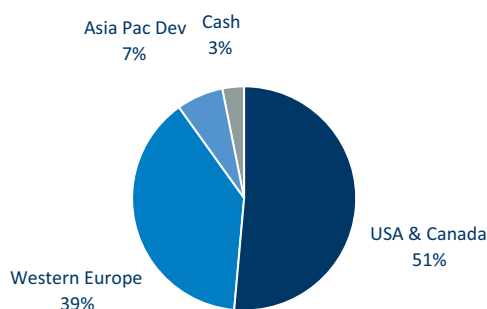
	1 month	3 months	1 year	3 years	5 years	Inception
<b>RARE Infrastructure Value Fund Hedged - Class A</b>	<b>1.1%</b>	<b>11.4%</b>	<b>-0.9%</b>	<b>5.9%</b>	<b>7.5%</b>	<b>7.7%</b>
BENCH:OECD G7 Inflation Index + 5.5%	0.5%	1.8%	6.4%	7.0%	7.0%	7.1%
<b>Over / under performance</b>	<b>0.6%</b>	<b>9.5%</b>	<b>-7.3%</b>	<b>-1.1%</b>	<b>0.5%</b>	<b>0.6%</b>
MSCI AC World Index (local)	3.8%	12.8%	14.2%	10.0%	11.7%	6.7%

### PORTFOLIO CHARACTERISTICS

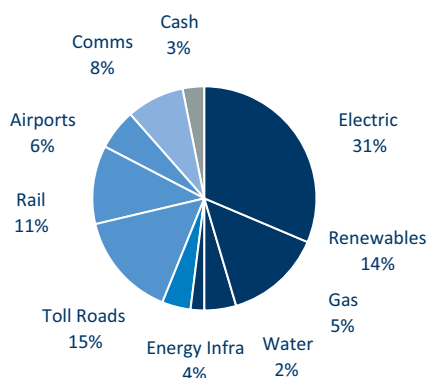
Portfolio Weighted Average	Dec 2020
Avg Market Capitalisation	55.8bn
Div Yield (Fwd) Gross	2.8%
5 Yr DPS Growth (PA)	7.8%
Gearing (Current)	34.8%
Interest Cover (Historic)	3.6x
EV/EBITDA (Forward)	15.9x

Results based on internal calculations

### REGIONAL BREAKDOWN



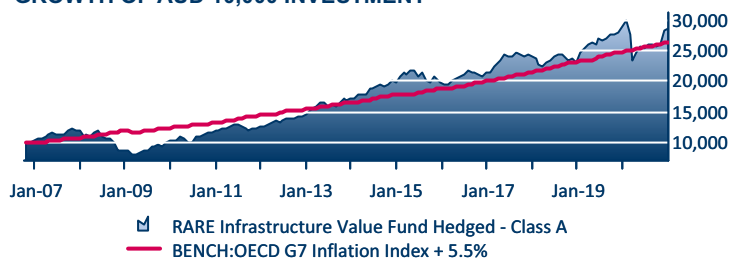
### SECTOR BREAKDOWN



### TOP 10 POSITIONS

Position	END WEIGHT %
Union Pacific	5.25
Public Services Enterprise Group	4.74
Vinci	4.40
Cheniere	4.08
GetLink	3.98
Nextera	3.71
Brookfield Renewables Partners	3.62
ORSTED	3.61
SSE	3.28
Atlantia	3.25
<b>Top 10 Total</b>	<b>39.92</b>

### GROWTH OF AUD 10,000 INVESTMENT



### RISK RETURN (%PA SINCE INCEPTION)



### FUND DETAILS

<b>Fund Size (AUDm)</b>	876.9 (excludes 31/12 distribution)
<b># of Securities</b>	34
<b>APIR Code</b>	TGP0008AU
<b>ARSN:</b>	121 027 709
<b>Application Price (AUD)</b>	1.0528 (31/12 Ex Price)
<b>Redemption Price (AUD)</b>	1.0510 (31/12 Ex Price)
<b>Distribution Frequency</b>	Quarterly
<b>Latest Distribution (CPU)</b>	1.5000

### FEES AND TRANSACTION COSTS

<b>Base Management Fee</b>	1.025% p.a. incl. the net effect of GST
<b>Performance Fee</b>	None
<b>Buy / Sell Spread</b>	0.12% / 0.05%
<b>Minimum Investment (AUD)</b>	20,000

### Important information

While the information contained in this document has been prepared with all reasonable care, RARE Infrastructure Limited (ABN 84 119 339 052, AFSL 307727) and its related companies ("RARE") accept no responsibility or liability for any errors, omissions or misstatements however caused. This information is not personal advice. This information has been prepared without taking account of your objectives, financial situation or needs. Potential investors should seek independent advice as to the suitability of the Fund to their investment needs. Investors should be aware that past performance is not indicative of future performance. The fact that shares in a particular company may have been mentioned should not be interpreted as a recommendation to buy, sell or hold that stock.

Legg Mason Asset Management Australia Limited (ABN 76 004 835 849, AFSL 240857) ("Legg Mason Australia") is a part of Franklin Resources, Inc. and the Responsible Entity for this Fund. Applications to invest can only be made on the application form accompanying the latest Fund Product Disclosure Statement (PDS). Investors should consider the PDS and the Additional Information Booklet (AIB) before deciding whether to invest or continue to invest in the Fund. The PDS and AIB can be obtained from our website [www.rareinfrastructure.com](http://www.rareinfrastructure.com); by contacting RARE on (02) 9397 7300; by writing to RARE at Level 13, 35 Clarence Street, Sydney, NSW 2000 or by email to [clientservice@rareinfrastructure.com](mailto:clientservice@rareinfrastructure.com). Legg Mason Australia can be contacted by writing to PO Box 24011, Melbourne VIC 3001 or by telephone at 1800 679 541. RARE is wholly, indirectly owned by Franklin Resources, Inc., and is part of ClearBridge Investments, LLC.

### Note

- Internal calculations for RARE Infrastructure Value Fund Hedged - Class A. All index data sourced from FactSet. Results over one year annualised.
- Fund performance is net of fees, assuming all distributions are reinvested and before tax.
- All values on a AUD hedged basis and net of withholding taxes for benchmarks if applicable. Non AUD values converted into AUD using FactSet Forex data.
- Performance inception date for RARE Infrastructure Value Fund-Hedged is 13/11/2006.
- Avg Market Capitalisation is in AUD.
- Australian Equity (S&P/ASX 200 TR,Local), Global Property (FTSE EPRA/NAREIT Developed TR,AUD Hedged), Global Equity (MSCI AC World Net,Local). All index data sourced from FactSet.

### CONTACT US

For further information please:

Call us on	+61 2 9397 7350
Email us at	<a href="mailto:clientservice@rareinfrastructure.com">clientservice@rareinfrastructure.com</a>
Visit our website at	<a href="http://www.RAREinfrastructure.com">www.RAREinfrastructure.com</a>