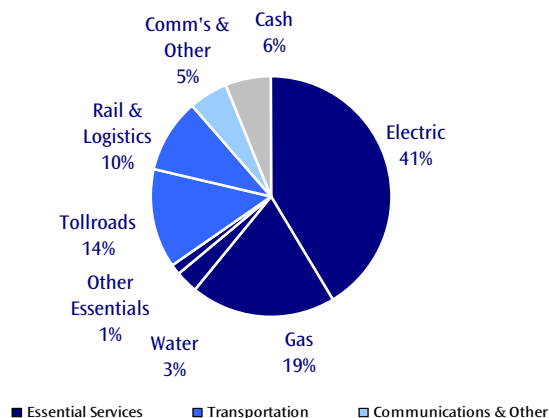
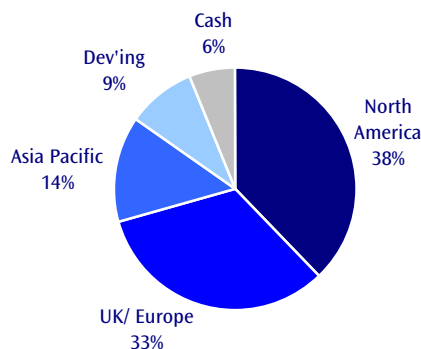
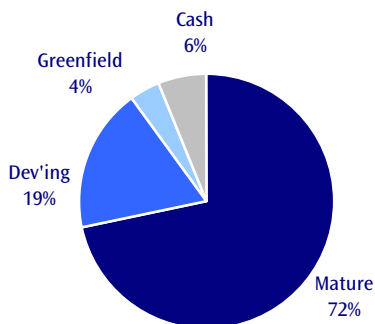


Performance Summary (total returns in AUD after fees)

	This Month	Three Months	One Year	Two Years	Inception ¹
RARE Infrastructure Value Fund	3.4%	7.0%	-26.4%	-13.4%	-4.9%
Benchmark ²	0.9%	1.1%	6.2%	7.5%	7.1%
MSCI World (Local Currency)	6.5%	25.9%	-31.4%	-19.7%	-8.7%

Overview of Fund Exposures and Portfolio Statistics
Sector Exposures³

Regional Exposures - by Listing

Maturity Exposures³

Portfolio Statistics

Current statistics of the RARE Infrastructure Value Fund are as follows:⁴

Dividend Yield	6.4%
EV ⁵ / EBITDA ⁶	8.7x
Interest Cover	3.8x
Gearing (Net Debt/ EV)	45.6%

Fund Details

Fund Size	\$140m
Number of Holdings	38
Minimum Investment	\$500,000 ⁷
Application Price	0.7854
Redemption Price	0.7815
Distribution Frequency	Quarterly
Distribution for March 09 (cpu)	0.7500 cpu
APIR Code	TGP0008AU
Morningstar Ticker	14651
Management Fee	1.025% per annum
Transaction Costs	0.25%
Performance Fee	10.25% of investment returns made in excess of the Benchmark
Benchmark	An accumulation index comprising the OECD G7 Inflation Index plus 5.5% per annum

¹ Inception date 13 November 2006. Results Annualised

² OECD G7 Inflation Index plus 5.5% pa

³ Based on the exposures of the underlying assets of the stocks in the Fund, as assessed by RARE Infrastructure

⁴ Based on weighted averages

⁵ EV means Enterprise Value (market capitalisation + preferred equity, if any + net debt)

⁶ EBITDA means earnings before interest, tax, depreciation & amortisation

⁷ If you invest through an IDPS operator such as a Master Trust or Wrap Account platform, this minimum may not apply to you

Market Commentary for the Month

Markets across the world rose in May. Unlike 2008 where the market seized on any negative news and disregarded positive news (there was not much), in the last 3 months investors are seizing on any positive signs and disregarding negative news. During the month there was negative news, including:

- Fear of the implications arising from the US bank stress tests, but these fears, for now, proved overdone
- Concerns that the UK could lose its AAA credit rating, with possible knock-on implications for the US
- North Korean testing nuclear missiles causing increased tension in the region
- Continued noise around swine flu. Pigs can fly, apparently....
- Continued trend of mixed economic signals- the trend of rising unemployment and falling GDP continues, with Australia being the exception

However, such issues were shrugged off and global equity markets had another positive month in May, with prospects of 'green shoots' sparking retail investors to inject \$12bn into US equity mutual funds (only the second month of inflow in 12 months). Bulls are pointing to the US Purchasing Managers Index (PMI) which was at an 8 month high. Continued easing of credit and liquidity in the system has also boded well for optimism, with credit spreads continuing to contract to levels of mid 2007 (i.e.) to a similar level at the onset of the credit crisis. Improved optimism on a Chinese led recovery (Chinese PMI beat expectations), led to a rally in resources.

Developed markets (MSCI World, local) rose 6.5% and Emerging Markets (MSCI EM local) rose 12% in May. The S&P 500 was up 5.3% for the month, and hit a key technical barrier breaking through the 200 day moving average for the first time in 18 months. Europe was not as positive, with the best performers being Spain up 4.3% and Germany up 3.6%. In Asia, HK was up a stunning 17%, while in Emerging Asia Vietnam rose 28%. In Latin America, Brazil had another excellent month up 12.5%.

From an infrastructure sector viewpoint there continued to be M&A activity and equity issuance. Snam Rete Gas (gas transmission in Italy) completed a €3.5b capital raising to finance an acquisition, as did SP AusNet which completed a \$415m capital raising.

The market has risen significantly in a short timeframe based on the belief the worst is over.

Richard Elmslie & Nick Langley,
Senior Portfolio Managers

Portfolio Commentary

RARE outperformed its benchmark in May (3.4% Vs 0.9%), but underperformed global equities (6.5%)

On a regional basis we increased our exposure to emerging markets and Asia Pacific. Our European and North American exposures remained flat.

On a sector basis we increased our weighting to rail, post and toll roads and reduced the exposures to the gas and electric utilities.

On a company level we had very good performance and contribution from Singapore Post and Shenzhen International (Asia); Enbridge and TransCanada (Canada) and Spectra (US) and National Grid (UK). SP AusNet was by a significant margin, the worse performing stock, with its share price effected by a capital raising which has created an overhang.

We continue to invest in companies with sound balance sheets and in companies in which we have a high conviction in earnings. During the month we gradually reweighted to infrastructure stocks reducing our exposure to utilities. The portfolio is better balanced to an improving economy, but equally well positioned if economic news deteriorates.

Overview of Fund Holdings

Top 10 Holdings	Weighting
ITC HOLDINGS CORPORATION	5.7%
ENBRIDGE INC	5.4%
NATIONAL GRID PLC	5.3%
ABERTIS INFRAESTRUCTURAS SA	4.9%
TRANSCANADA CORPORATION	4.5%
SPECTRA ENERGY CORP	4.3%
SES	4.3%
VINCI SA	4.1%
PROGRESS ENERGY	3.6%
SINGAPORE POST LIMITED	3.6%

Currency Exposure

Currency	Exposure (AUD m)	Hedge (%)
US Dollar (incl. HKD)	43.4	105%
Canadian Dollar	13.0	119%
Euro	31.8	106%
British Pound	11.0	107%
Brazilian Real	10.5	91%
Singapore Dollar	4.7	122%

Important Information:

While the information contained in this document has been prepared with all reasonable care, RARE Infrastructure Limited ("RARE") accepts no responsibility or liability for any errors, omissions or misstatements however caused. This information is not personal advice. This information has been prepared without taking account of your objectives, financial situation or needs.

Investors should be aware that past performance is not indicative of future performance. Returns can be volatile, reflecting rises and falls in the value of underlying investments. Potential investors should seek independent advice as to the suitability of the Fund to their investment needs.

Treasury Group Investment Services Limited is the responsible entity for the RARE Infrastructure Value Fund ("RIVAF"), the RARE Series Value Fund and the RARE Series Emerging Markets Fund ("RARE Series Funds"). Applications can only be made on the form in the current product disclosure statement for the fund dated 8 September 2008 for RIVAF and 15 August 2008 for the RARE Series Funds. The product disclosure statements can be obtained by contacting RARE Infrastructure Limited or on www.rareinfrastructure.com. Potential investors should consider the product disclosure statement before deciding whether to invest, or continue to invest in the Funds.

The fact that shares in a particular company may have been mentioned should not be interpreted as a recommendation to buy, sell or hold that stock.

Any prospective PE ratios and dividend yields or forecasts referred to in this presentation constitute estimates which have been calculated by the RARE Infrastructure investment team based on RARE's investment processes and research.

Additional important information for potential or existing investors in United Kingdom

RARE is not authorised in the UK under the Financial Services and Markets Act 2000. This document and the investment activity to which it relates may only be communicated by an unauthorised person to, and is only directed at: persons having professional experience in matters relating to investments, being investment professional as defined in Article 19(5) of the Financial Services and Markets Act 2000 (Financial Promotion) Order 2005 (as amended) ("FPO"), persons falling within Article 49(2)(a) to (d) of the FPO (including high net worth companies and unincorporated associations) and persons to whom the communication may otherwise lawfully be made, together "relevant persons". This document must not be acted on or relied upon by any persons who are not relevant persons. Any investment or investment activity to which this document relates is available only to relevant persons and will be engage in only with relevant persons."

Additional important information for potential or existing investors in Canada

RARE is registered as an international adviser in the province of Ontario and is permitted under its registration to advise "permitted clients". RARE is not registered as an adviser under the securities legislation in any other province in Canada and accordingly is not, and is not holding itself out as being, in the business of an adviser in any such province. Prior to taking on any mandate as an adviser RARE would have to, in respect of a client resident in Ontario, determine that the client is a "permitted client" and, in respect of clients resident in other provinces, obtain legal advice as to whether registration as an adviser is necessary and obtain such registration if it is necessary and RARE determines that the mandate warrants registration. Further, the securities of any investment fund described in the materials enclosed are not qualified for public distributions in any province in Canada and RARE is not registered as a dealer in any province in Canada. Accordingly RARE is not offering the securities of any investment fund described in the materials in Canada. Prior to making any such securities available to a purchaser in Canada RARE would have to obtain legal advice as to whether the distribution is permitted and whether registration as a dealer is necessary. RARE would then have to determine what action, if any, would be warranted. RARE is aware that the requirements with respect to registration will be affected by the introduction in Canada of National Instrument 31-103- Registration Requirements and other pending changes to applicable securities legislation which are expected to occur in 2009.