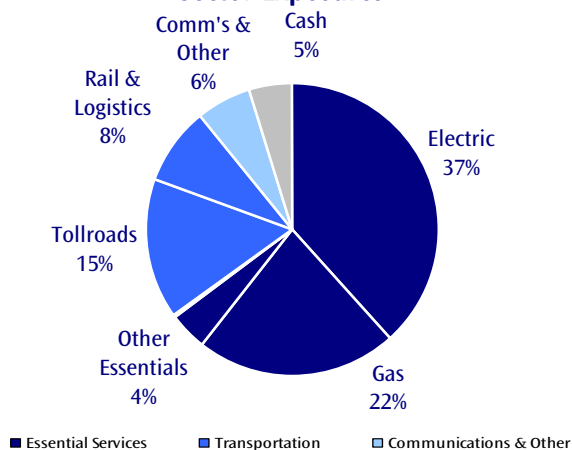
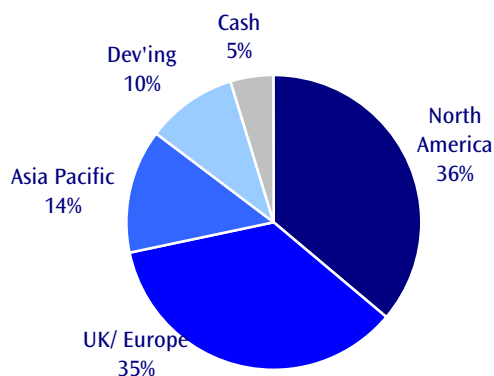
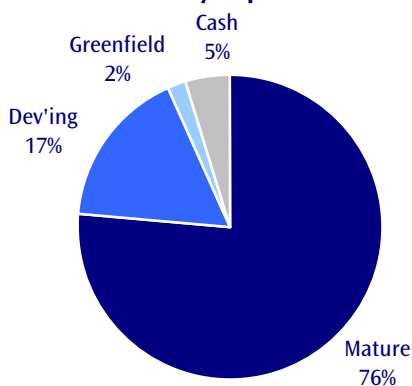


Performance Summary (total returns in AUD after fees)

	This Month	Three Months	Twelve Months	Inception ¹
RARE Series Value Fund	1.3%	8.0%	na	2.8%
Benchmark ²	0.6%	2.0%	na	2.2%
MSCI World (Local Currency)	-0.2%	17.6%	na	-14.7%

Overview of Fund Exposures and Portfolio Statistics
Sector Exposures³

Regional Exposures - by Listing

Maturity Exposures³

Portfolio Statistics

Current statistics of the RARE Infrastructure Value Fund are as follows⁴:

Dividend Yield	6.2%
EV ⁵ / EBITDA ⁶	8.5x
Interest Cover	3.6x
Gearing (Net Debt/ EV)	45.8%
Asset Beta	0.48

Fund Details

Fund Size	<\$1m
Number of Holdings	37
Minimum Investment	\$20,000 ⁷
Application Price	1.0399
Redemption Price	1.0347
Distribution Frequency	Quarterly
Distribution for Jun09 (cpu net)	10.2783
APIR Code	TGP0016AU
Morningstar Ticker	tbc
Management Fee	1.23% per annum
Transaction Costs	0.25%
Performance Fee	10.25% of investment returns made in excess of the Benchmark
Benchmark	An accumulation index comprising the OECD G7 Inflation Index plus 5.5% per annum

¹ Fund inception date 9 July 2008; Performance inception date 30 September 2008

² OECD G7 Inflation Index plus 5.5% pa

³ Based on the exposures of the underlying assets of the stocks in the Fund, as assessed by RARE Infrastructure

⁴ Based on weighted averages

⁵ EV means Enterprise Value (market capitalisation + preferred equity, if any + net debt)

⁶ EBITDA means earnings before interest, tax, depreciation & amortisation

⁷ If you invest through an IDPS operator such as a Master Trust or Wrap Account platform, this minimum may not apply to you

Market Commentary for the Month

It seems the bulls want the market to take a breather and the bears want the market to retrace to prove they were correct. Markets initially rose in June but lost ground in the last few weeks to finish flat in the developed world (MSCI World, local up 0.2%) and down in emerging markets (MSCI EM local down 1.54%)

Investors are seeking some legitimate follow through in the economy to support higher equity markets. The fact that economic indicators are declining at a slower rate, may not be sufficient to keep equity markets rising. In particular we believe investors have a strong desire to see a negative US jobless number in the 300,000's to provide support the economy is improving.

To put this in context the jobless numbers have been:

January - 741,000	April - 517,000
February - 681,000	May - 322,000
March - 652,000	June - 467,000

The 467,000 decline in US jobless numbers for June was not what the market was looking for and is nowhere near what many investors would consider stabilization. It brought the overall jobless to a 26 year high of 9.5% and, when taken with the record low hours worked heightens concerns over the future of the US consumer.

Equally, during June various agencies revisited growth forecasts and like everything else to do with the recession there were divergent views. World Bank predicts GDP growth of -2.9% (from -1.7%) in 2009 and +2% in 2010 while IMF was more optimistic with -1.3% in 2009 and +2.4% for 2010.

Back on markets in Europe, Germany was down 2.7% while Spain was up 3.8%; in Latam, Brazil was down 3.3% having been up 12.5% in May and the stand out Asian market was the Shanghai up 12.4%.

The infrastructure sector continued to be active in debt capital raisings with a lengthening in debt tenor; there was little M&A activity for the month.

In summary, to continue its advance, markets require more positive news and fewer surprises. Although we are in the modest recovery camp, markets remain fragile and it would not take much to scare investors.

Richard Elmslie & Nick Langley,
Senior Portfolio Managers

Important Information:

While the information contained in this report has been prepared with all reasonable care, RARE Infrastructure Limited ("RARE") accepts no responsibility or liability for any errors, omissions or misstatements however caused. This information is not personal advice. This advice has been prepared without taking account of your objectives, financial situation or needs.

Treasury Group Investment Services Limited ("TIS") is the responsible entity for the RARE Infrastructure Value Fund (the "Fund"). Applications can only be made on the form in the current product disclosure statement dated 17 January 2007 for this Fund. The product disclosure statement can be obtained by contacting the RARE Infrastructure investment team on (02) 9397 7300, by fax (02) 9397 7399, by emailing invest@RAREInfrastructure.com or at www.RAREInfrastructure.com. Potential investors should consider the product disclosure statement before deciding whether to invest, or continue to invest in the Fund. The fact that shares in a particular company may have been mentioned should not be interpreted as a recommendation to buy, sell or hold that stock.

Investors should be aware that past performance is not indicative of future performance. Returns can be volatile, reflecting rises and falls in the value of underlying investments. Potential investors should seek independent advice as to the suitability of the Fund to their investment needs.

TIS may be contacted by writing to Level 5, 50 Margaret Street, Sydney, NSW, 2000, by telephone (02) 8243 0400 or by fax (02) 8243 0410.

TIS receives an investment management fee of 1.23% per annum of the amount invested in the fund (including GST less the maximum applicable reduced input tax credits), which is the entire management fee, out of which responsible entity fees, investment management costs, ongoing administrative expenses and other fees will be paid.

Portfolio Commentary

RARE outperformed its benchmark in June (1.3% vs 0.6%) and global equities (-0.2%).

On a regional absolute return basis the sector that contributed to significant positive performance was the electric sector (up 1.39%) and the gas sector up 0.49%. Toll roads and communications provided negative performance for the month.

On a regional basis the best performance was derived from our investments in North America, up 1.76% with negative performance across Europe and Asia Pacific developing markets.

On a company level more than half the portfolio contributed to positive performance with the best performance provided by RARE's investments in the electric utilities, ITC (US) and Electropaulo (Brazilian) both up 0.33% and the US utilities, Progress and Spectra, up 0.26% and 0.24% respectively.

In June our gradual reweighting to infrastructure stocks continued; this process should be complete by the end of July. The portfolio will be less defensively positioned than earlier this year, and better positioned for an improving economy. Our focus continues to be security of earnings and dividends.

Overview of Fund Holdings

Top 10 Holdings	Weighting
ITC HOLDINGS CORPORATION	5.4%
ABERTIS INFRASTRUCTURAS SA	5.3%
NATIONAL GRID PLC	5.2%
SPECTRA ENERGY CORP	4.8%
SNAM RETE GAS	4.8%
TRANSCANADA CORPORATION	4.7%
PROGRESS ENERGY	4.2%
SES	4.1%
VINCI SA	4.1%
ENBRIDGE INC	3.7%

Currency Exposure

Currency	Exposure (AUD million)	Hedge (%)
US Dollar (incl. HKI)	49.8	105%
Canadian Dollar	11.0	107%
Euro	38.7	91%
British Pound	11.6	92%
Brazilian Real	11.9	95%
Singapore Dollar	4.9	108%