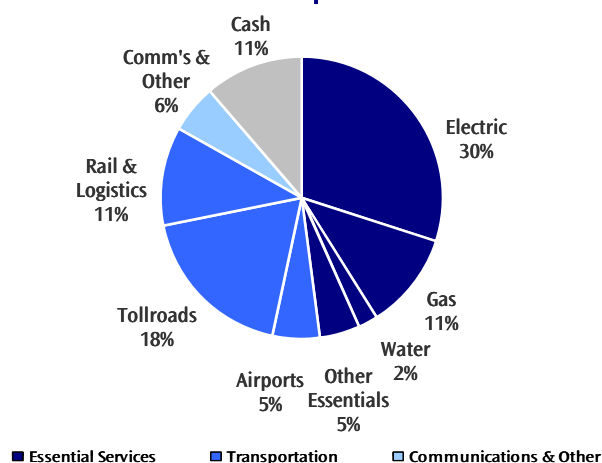
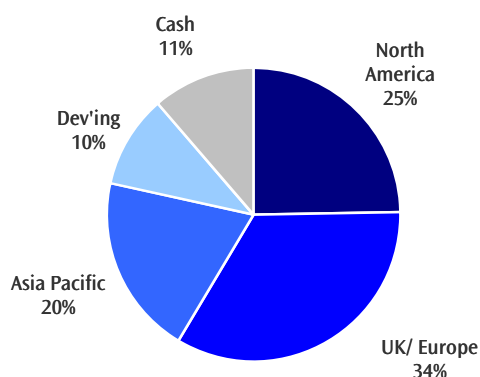
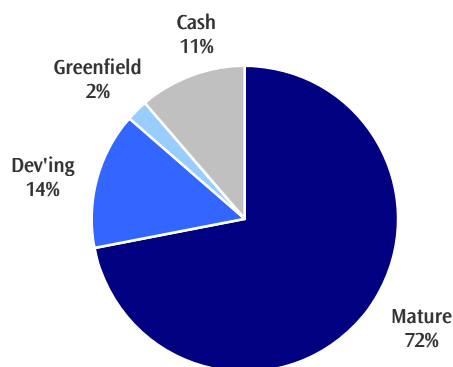


**Performance Summary (total returns in AUD after fees)**

	This Month	Three Months	Twelve Months	Inception <sup>1</sup>
RARE Series Value Fund	-0.1%	-6.6%	13.5%	9.2%
Benchmark <sup>2</sup>	0.8%	2.0%	7.3%	5.4%
UBS Global Infra & Utility 50/50 <sup>2</sup>	0.1%	-6.0%	15.8%	-1.4%
MSCI World (Local Currency)	-3.7%	-10.3%	13.1%	-2.0%

**Overview of Fund Exposures and Portfolio Statistics**
**Sector Exposures<sup>3</sup>**

**Regional Exposures - by Listing**

**Maturity Exposures<sup>3</sup>**

**Portfolio Statistics**

Current statistics of the RARE Infrastructure Value Fund are as follows<sup>4</sup>:

Dividend Yield	5.6%
EV <sup>5</sup> /EBITDA <sup>6</sup>	9.1x
Interest Cover	4.2x
Gearing (Net Debt/ EV)	36.2%
Asset Beta	0.46

**Fund Details**

Fund Size	\$1.1m
Number of Holdings	43
Minimum Investment	\$20,000 <sup>7</sup>
Application Price	1.0092
Redemption Price	1.0042
Distribution Frequency	Quarterly
Distribution for Jun 10 (cpu net)	2.3505
APIR Code	TGP0016AU
Morningstar Ticker	tbc
Management Fee	1.23% per annum
Transaction Costs	0.25%
Performance Fee	10.25% of investment returns made in excess of the Benchmark
Benchmark	An accumulation index comprising the OECD G7 Inflation Index plus 5.5% per annum

<sup>1</sup> Fund inception date 9 July 2008; Performance inception date 30 September 2008

<sup>2</sup> Benchmark is OECD G7 Inflation Index plus 5.5% pa, the comparative index is UBS Global Infrastructure & Utilities 50-50 Index (TR, AUD Hedged)

<sup>3</sup> Based on the exposures of the underlying assets of the stocks in the Fund, as assessed by RARE Infrastructure

<sup>4</sup> Based on weighted averages

<sup>5</sup> EV means Enterprise Value (market capitalisation + preferred equity, if any + net debt)

<sup>6</sup> EBITDA means earnings before interest, tax, depreciation & amortisation

<sup>7</sup> If you invest through an IDPS operator such as a Master Trust or Wrap Account platform, this minimum may not apply to you

## Market Commentary for the Month

June continued the poor run for global equities, with developed markets back to September 2009 levels. All major markets were down in June with the exception of Hong Kong. Developed markets (MSCI World) down 3.7% and Emerging Markets (MSCI EM local) down 0.7%.

Markets (MoM%, local)	
S&P500	-5.4
EuroStoxx	-1.4
Japan	-4.0
Hong Kong	+1.8
Shanghai	-7.5
Brazil	-3.4
MSCI World	-3.7
MSCI EM	-0.7
Oil (USD)	-0.6

Throughout June there was mixed economic news not giving a clear signal of either renewed growth or potential recession. Risk aversion prevailed for the last 2 weeks of June. On balance consensus on US growth is edging up however Eurozone is being revised down sharply on austerity announcements. Concerns remain over whether China can manage a soft landing for its economy.

**Infra Regulation.** On the 24 June Spanish government announced a freeze on electricity tariffs until a comprehensive revision of the whole system is complete. This has bipartisan support in Spain. It has created uncertainty which will prevail until there is an announcement on outcomes.

### Infra M&A.

M&A activity in the sector continued during the month; \* Brisa (Portuguese tollroad operator) announced the sale of its 16.35% interest in Brazilian tollroad operator, CCR expected proceeds are \$1.2b Euros.

\* Copenhagen Airport agreed to dispose of its 7.65% indirect interest in Mexican airport operator AZUR. MAP owns 30.8% of Copenhagen airport.

\* DUET (Australian utility) announced its intention to sell its 29% interest in US utility Duquesne (DQE). DUET only acquired the shareholding in DQE in July 2008.

**Infra Funding.** Companies in the sector continued to access debt finance at attractive rates as they have throughout the economic downturn:

\* Sydney Airports issued AUD175m fixed rate MTN due 2015 at 265bps above swap

\* 407ETR (Canadian Tollroad) sold CAD800m notes in 2 parts; CAD300m 5yr notes and CAD300m 10 year notes at 114bps and 158bps, over government benchmark respectively.

**Other Infra News.** Moody's said the outlook for Europe Infrastructure industry is stable, reflecting some growth in transport volumes in Europe.

DP World has postponed plans for a dual listing in London, citing technical difficulties in merging its home exchanges.

## Portfolio Commentary

RARE underperformed its benchmark in June (-0.1% v 0.8%) and the UBS Global Infra & Utility 50/50 (0.1%).

We did not add any new stocks to the portfolio.

Electric and tollroads were the biggest detractors to performance during June, whilst the water and gas sectors were solid gainers. By region, UK/Europe was the biggest detractor from performance, as was Developed Asia/Pacific. Central/South America outperformed.

On a stock level, the biggest contributors to performance were Eletropaulo (Brazil, Electric), Abertis (UK/Europe, Toll Roads) and Ecorodovias (Brazil, Toll Roads). The largest detractors from performance were Red Electricia (UK/Europe, Electric), Vinci (UK/Europe, Toll Roads) and GDF Suez (UK/Europe, Electric).

We continue to look for companies with fundamental long term value, with strong balance sheets and strong management and supportive regulatory environments or long term contracts.

**Richard Elmslie & Nick Langley**  
Senior Portfolio Managers

## Overview of Fund Holdings

Top 10 Holdings	Weighting
ABERTIS INFRAESTRUCTURAS SA	5.4%
ITC HOLDINGS CORPORATION	5.0%
NATIONAL GRID PLC	4.2%
TRANSCANADA CORPORATION	4.0%
RED ELECTRICA CORPORATION SA	3.8%
VINCI SA	3.8%
NORTHEAST UTILITIES	3.8%
SES	3.8%
SHENZEN INTERNATIONAL HOLDINGS LIMIT	3.7%
SPECTRA ENERGY CORP	3.2%

## Currency Exposure

Currency	Exposure (AUD million)	Hedge (%)
US Dollar (incl. HKD)	0.33	98%
Canadian Dollar	0.04	102%
Euro	0.31	97%
British Pound	0.07	105%
Brazilian Real	0.10	92%
Singapore Dollar	0.03	104%

### Important Information:

While the information contained in this report has been prepared with all reasonable care, RARE Infrastructure Limited ("RARE") accepts no responsibility or liability for any errors, omissions or misstatements however caused. This information is not personal advice. This advice has been prepared without taking account of your objectives, financial situation or needs.

Treasury Group Investment Services Limited ("TIS") is the responsible entity for the RARE Infrastructure Value Fund (the "Fund"). Applications can only be made on the form in the current product disclosure statement dated 17 January 2007 for this Fund. The product disclosure statement can be obtained by contacting the RARE Infrastructure investment team on (02) 9397 7300, by fax (02) 9397 7399, by emailing invest@rareinfrastructure.com or at www.rareinfrastructure.com. Potential investors should consider the product disclosure statement before deciding whether to invest, or continue to invest in the Fund. The fact that shares in a particular company may have been mentioned should not be interpreted as a recommendation to buy, sell or hold that stock.

Investors should be aware that past performance is not indicative of future performance. Returns can be volatile, reflecting rises and falls in the value of underlying investments. Potential investors should seek independent advice as to the suitability of the Fund to their investment needs. TIS may be contacted by writing to Level 5, 50 Margaret Street, Sydney, NSW, 2000, by telephone (02) 8243 0400 or by fax (02) 8243 0410.

TIS receives an investment management fee of 1.23% per annum of the amount invested in the fund (including GST less the maximum applicable reduced input tax credits), which is the entire management fee, out of which responsible entity fees, investment management costs, ongoing administrative expenses and other fees will be paid.