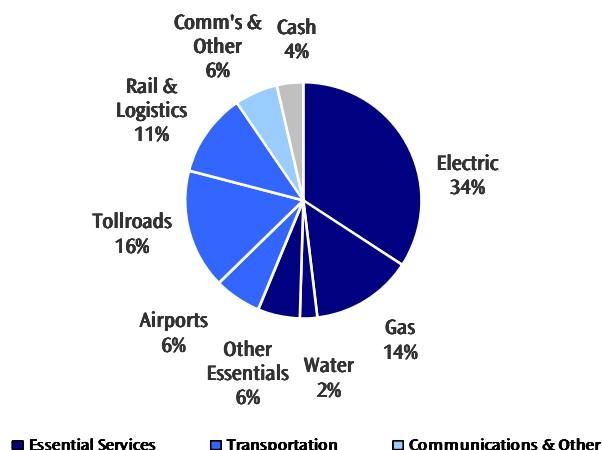
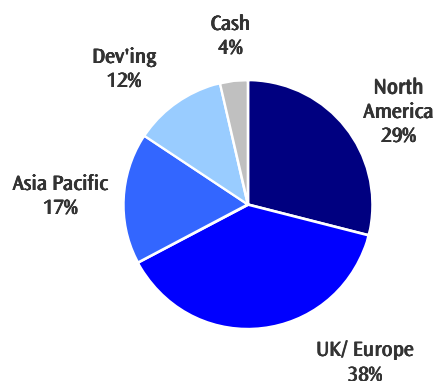
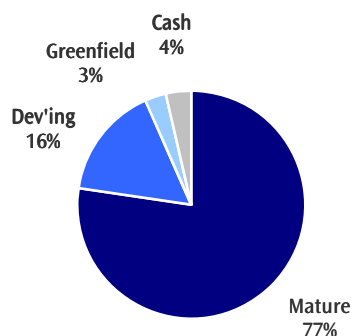


Performance Summary (total returns in AUD after fees)

	This Month	Three Months	Twelve Months	Inception ¹
RARE Series Value Fund	-0.5%	5.0%	26.3%	14.8%
Benchmark ²	0.5%	1.5%	7.4%	5.1%
UBS Global Infra & Utility 50/50 ²	-0.7%	4.4%	27.7%	1.9%
MSCI World (Local Currency)	0.3%	8.7%	34.5%	4.9%

Overview of Fund Exposures and Portfolio Statistics
Sector Exposures³

Regional Exposures - by Listing

Maturity Exposures³

Portfolio Statistics

Current statistics of the RARE Infrastructure Value Fund are as follows⁴:

Dividend Yield	5.1%
EV ⁵ / EBITDA ⁶	8.9x
Interest Cover	4.3x
Gearing (Net Debt/ EV)	39.8%
Asset Beta	0.50

Fund Details

Fund Size	\$0.9m
Number of Holdings	45
Minimum Investment	\$20,000 ⁷
Application Price	1.0749
Redemption Price	1.0696
Distribution Frequency	Quarterly
Distribution for Mar 10 (cpu net)	1.4500
APIR Code	TGP0016AU
Morningstar Ticker	tbc
Management Fee	1.23% per annum
Transaction Costs	0.25%
Performance Fee	10.25% of investment returns made in excess of the Benchmark
Benchmark	An accumulation index comprising the OECD G7 Inflation Index plus 5.5% per annum

¹ Fund inception date 9 July 2008; Performance inception date 30 September 2008

² Benchmark is OECD G7 Inflation Index plus 5.5% pa, the comparative index is UBS Global Infrastructure & Utilities 50-50 Index (TR, AUD Hedged)

³ Based on the exposures of the underlying assets of the stocks in the Fund, as assessed by RARE Infrastructure

⁴ Based on weighted averages

⁵ EV means Enterprise Value (market capitalisation + preferred equity, if any + net debt)

⁶ EBITDA means earnings before interest, tax, depreciation & amortisation

⁷ If you invest through an IDPS operator such as a Master Trust or Wrap Account platform, this minimum may not apply to you

Market Commentary for the Month

April started strongly with global markets up +3% by 14 April. However adverse news on Goldman Sachs and Europe meant markets finished flat (developed markets (MSCI World up +0.3%) and Emerging Markets (MSCI EM Local) down 0.2%

Markets (MoM%, local)	
S&P500	+1.5
EuroStoxx	-3.6
Japan	-0.3
Hong Kong	-0.6
Shanghai	-7.7
Brazil	-4.0
MSCI World	+0.3
MSCI EM	-0.2
Oil (USD)	+2.9

Despite what appears to be strong US economic recovery markets are very focused on Greece and peripheries, possible indictment of Goldman Sachs and potential Chinese property bubble. From an infrastructure perspective stocks have held up well, with the exception of southern Europe.

Infra Regulation. The Italian energy regulator AEEG issued a draft review for gas storage regulation. This document confirmed the attractive incentives available for investments that develop new storage capacity within the country, a 4% premium on top of the base returns (currently 7.1% pre-tax real WACC) for a period of 16 years. This draft is seeking consultation prior to the final determination being issued.

Infra M&A. E.ON (German, Utility) sold their US power and gas business to PPL Corporation (US, Utility) for US\$7.6 billion, which was higher than market expectations and at an EV/EBIT multiple of about 15 times. This transaction pushed E.ON's disposals above their target for €10 billion by the end of 2010. Edf received offers for its UK electric business, with an announcement expected in the next few months. TCL (Australia, toll road) was cleared by competition authorities to bid for the failed Lane Cove Tunnel project. A Vinci (France, toll road) led consortium reached financial close on the first Russian toll road (Moscow to St Petersburg) valued at ~US\$2b. Forth Ports (UK, ports) rejected a third takeover bid that valued the company at 14.8x consensus EV/EBITDA.

Infra Funding. Many Unlisted funds closed their capital raisings, with US\$11.7b raised YTD compared to US\$9.4b raised in all of 2009. ASF (France, toll road) issued €500m 10yr bonds @ ~4.1% (around 80bps over swap) and EdF (France, electricity) issued €1.5b 20yr bonds @ ~4.6% (around 95bps over swap). The rating agency S&P unexpected downgraded Abertis (Spain, toll road) from A- to BBB+.

Companies in our universe continue to have access to the capital markets.

Other Infra News. IATA indicated that the volcanic ash disruption will cut ~4% of April passenger traffic. RARE expects 0.5-2% impact on annual traffic.

Richard Elmslie & Nick Langley
Senior Portfolio Managers

Portfolio Commentary

RARE underperformed its benchmark in April (-0.5% vs 0.5%) however outperformed the UBS Global Infra & Utility 50/50 (-0.7%).

We did not add any new stocks to the portfolio in the month.

Europe/UK was the biggest detractor to performance on a regional basis, whilst Central/South America contributed the most.

On a sector level, infrastructure did best (airports, logistics, ports and rail), whilst toll roads (particularly the European exposure) and electric did worst.

Strong performers for the month included (MoM%) MAP +1.6% (Australia, Airport), ITC +1.5% (North America, electricity) and Edison International +0.6% (North America, electricity).

The worst performers for April were our Iberian holdings Brisa -11.0% (Europe, Toll Roads), Red Electrica -10.5% (Europe, Electricity), EDP -8.6% (Europe, Electricity) and Abertis -8.0% (Europe, Toll Road). RARE had a 13.7% exposure (by listing) to Iberia at 30 April 2010.

We continue to look for companies with fundamental long term value, with strong balance sheets and strong management and supportive regulatory environments or long term contracts.

Overview of Fund Holdings

Top 10 Holdings	Weighting
ITC HOLDINGS CORPORATION	5.4%
ABERTIS INFRAESTRUCTURAS SA	5.1%
RED ELECTRICA CORPORATION SA	4.8%
NATIONAL GRID PLC	4.5%
VINCI SA	4.3%
NORTHEAST UTILITIES	4.2%
SHENZHEN INTERNATIONAL HOLDINGS LIMIT	4.2%
TRANSCANADA CORPORATION	4.2%
SES	4.0%
SPECTRA ENERGY CORP	3.7%

Currency Exposure

Currency	Exposure (AUD million)	Hedge (%)
US Dollar (incl. HKD)	0.29	98%
Canadian Dollar	0.05	102%
Euro	0.28	97%
British Pound	0.06	105%
Brazilian Real	0.09	92%
Singapore Dollar	0.02	104%

Important Information:

While the information contained in this report has been prepared with all reasonable care, RARE Infrastructure Limited ("RARE") accepts no responsibility or liability for any errors, omissions or misstatements however caused. This information is not personal advice. This advice has been prepared without taking account of your objectives, financial situation or needs. Treasury Group Investment Services Limited ("TIS") is the responsible entity for the RARE Infrastructure Value Fund (the "Fund"). Applications can only be made on the form in the current product disclosure statement dated 17 January 2007 for this Fund. The product disclosure statement can be obtained by contacting the RARE Infrastructure investment team on (02) 9397 7300, by fax (02) 9397 7399, by emailing invest@RAREInfrastructure.com or at www.RAREInfrastructure.com. Potential investors should consider the product disclosure statement before deciding whether to invest, or continue to invest in the Fund. The fact that shares in a particular company may have been mentioned should not be interpreted as a recommendation to buy, sell or hold that stock. Investors should be aware that past performance is not indicative of future performance. Returns can be volatile, reflecting rises and falls in the value of underlying investments. Potential investors should seek independent advice as to the suitability of the Fund to their investment needs. TIS may be contacted by writing to Level 5, 50 Margaret Street, Sydney, NSW, 2000, by telephone (02) 8243 0400 or by fax (02) 8243 0410. TIS receives an investment management fee of 1.23% per annum of the amount invested in the fund (including GST less the maximum applicable reduced input tax credits), which is the entire management fee, out of which responsible entity fees, investment management costs, ongoing administrative expenses and other fees will be paid.