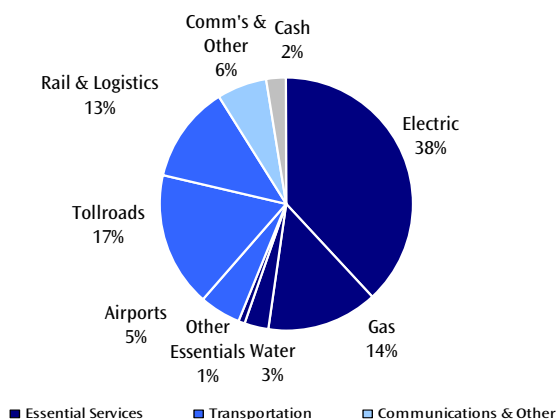
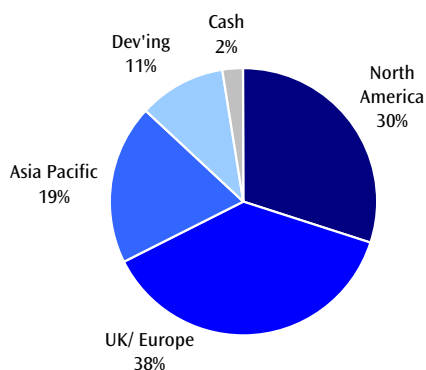
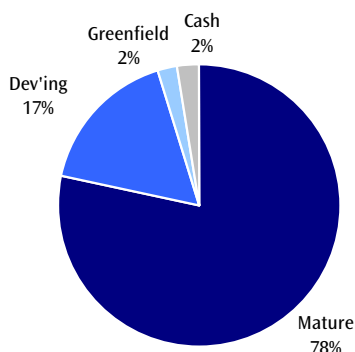


**Performance Summary (total returns in AUD after fees)**

	This Month	Three Months	Twelve Months	Inception <sup>1</sup>
RARE Series Value Fund	-1.5%	6.6%	18.5%	13.5%
Benchmark <sup>2</sup>	0.5%	1.6%	5.2%	4.9%
UBS Global Infra & Utility 50/50 <sup>2</sup>	-2.3%	7.8%	20.4%	-1.0%
MSCI World (Local Currency)	-3.7%	3.1%	34.1%	-0.5%

**Overview of Fund Exposures and Portfolio Statistics**
**Sector Exposures<sup>3</sup>**

**Regional Exposures - by Listing**

**Maturity Exposures<sup>3</sup>**

**Portfolio Statistics**

Current statistics of the RARE Infrastructure Value Fund are as follows<sup>4</sup>:

Dividend Yield	5.2%
EV <sup>5</sup> / EBITDA <sup>6</sup>	8.8x
Interest Cover	4.7x
Gearing (Net Debt/ EV)	42.2%
Asset Beta	0.50

**Fund Details**

Fund Size	\$0.7m
Number of Holdings	43
Minimum Investment	\$20,000 <sup>7</sup>
Application Price	1.0403
Redemption Price	1.0351
Distribution Frequency	Quarterly
Distribution for Dec 09 (cpu net)	1.5000
APIR Code	TGP0016AU
Morningstar Ticker	tbc
Management Fee	1.23% per annum
Transaction Costs	0.25%
Performance Fee	10.25% of investment returns made in excess of the Benchmark
Benchmark	An accumulation index comprising the OECD G7 Inflation Index plus 5.5% per annum

<sup>1</sup> Fund inception date 9 July 2008; Performance inception date 30 September 2008

<sup>2</sup> Benchmark is OECD G7 Inflation Index plus 5.5% pa, the comparative index is UBS Global Infrastructure & Utilities 50-50 Index (TR, AUD Hedged)

<sup>3</sup> Based on the exposures of the underlying assets of the stocks in the Fund, as assessed by RARE Infrastructure

<sup>4</sup> Based on weighted averages

<sup>5</sup> EV means Enterprise Value (market capitalisation + preferred equity, if any + net debt)

<sup>6</sup> EBITDA means earnings before interest, tax, depreciation & amortisation

<sup>7</sup> If you invest through an IDPS operator such as a Master Trust or Wrap Account platform, this minimum may not apply to you

## Market Commentary for the Month

After a very strong 2009, January was the month investors intuitively knew would come at some stage, but hoped would not occur. Furthermore January's poor performance and volatility has continued into February.

Markets (MoM%, local)	
S&P500	-3.7
EuroStoxx	-6.4
Japan	-3.3
Hong Kong	-8.0
Shanghai	-8.8
Brazil	-4.7
MSCI World	-3.8
MSCI EM	-4.5
Oil (USD)	-9.0

Despite the month starting strongly, developed markets (MSCI World, local) finished down 3.8% and emerging markets (MSCI EM, local) down 4.5%.

Markets were volatile and reacted to many global uncertainties, including Obama's sinking political fortunes (which could harm the US's ability to provide further fiscal stimulus, if needed) congressional concerns over the mounting US deficit, concerns over China's growth and monetary policy and concern over Greece's financial position and possible implication for other leveraged EU economies. These issues are not going away overnight, so volatility may persist for some months. Despite this, RARE continues to believe the main drivers for the economy are still in place: macro leading indicators are still moving in the right direction, Fed confirmed rates will remain low, Q4 reporting supports earnings recovery and valuations remain reasonable. We continue to see a reduction in US unemployment as critical to the recovery.

**Infra Regulation** . US regulator FERC granted National Grid an increase in allowed return on equity from 9.5% to 10.75% for their Long Island assets, the terms for passing through capex, pensions and healthcare costs were also improved.

**Infra M&A**. Auckland Airport purchased 24.55% in North Queensland Airports for \$132m; EDF appeared less likely to proceed with a sale of it's UK electricity distribution businesses, following a change to OFGEM's merger policy and a regulatory review of these assets; and the Portuguese Finance Secretary announced that the government would not sell stakes in energy companies (Galp, EDP and REN), but will launch privatizations of airports (ANA), the national airline (TAP) and paper (Inapa).

**Infra Funding** . RWE issued US\$250 million of three year bonds, with a coupon of just 2%. Gas Natural placed €2.2 billion of 5-10 year bonds with spreads over mid-swap of 80-110 basis points. This is significantly better pricing than a year ago.

**Other Infra News** . During the month Parking Co of America (largest domestic offsite airport parking business in the US) filed for bankruptcy. It is indirectly owned by a Macquarie vehicle.

### Important Information:

While the information contained in this report has been prepared with all reasonable care, RARE Infrastructure Limited ("RARE") accepts no responsibility or liability for any errors, omissions or misstatements however caused. This information is not personal advice. This advice has been prepared without taking account of your objectives, financial situation or needs. Treasury Group Investment Services Limited ("TIS") is the responsible entity for the RARE Infrastructure Value Fund (the "Fund"). Applications can only be made on the form in the current product disclosure statement dated 17 January 2007 for this Fund. The product disclosure statement can be obtained by contacting the RARE Infrastructure investment team on (02) 9397 7300, by fax (02) 9397 7399, by emailing invest@RAREinfrastructure.com or at www.RAREinfrastructure.com. Potential investors should consider the product disclosure statement before deciding whether to invest, or continue to invest in the Fund. The fact that shares in a particular company may have been mentioned should not be interpreted as a recommendation to buy, sell or hold that stock. Investors should be aware that past performance is not indicative of future performance. Returns can be volatile, reflecting rises and falls in the value of underlying investments. Potential investors should seek independent advice as to the suitability of the Fund to their investment needs. TIS may be contacted by writing to Level 5, 50 Margaret Street, Sydney, NSW, 2000, by telephone (02) 8243 0400 or by fax (02) 8243 0410. TIS receives an investment management fee of 1.23% per annum of the amount invested in the fund (including GST less the maximum applicable reduced input tax credits), which is the entire management fee, out of which responsible entity fees, investment management costs, ongoing administrative expenses and other fees will be paid.

## Portfolio Commentary

RARE underperformed its benchmark in January (-1.5% vs 0.5%) and outperformed global equities (-3.7%).

We slightly increased our infrastructure exposure in north America and reduced exposure in South America; with increased sector weightings in North America rails, South America Tollroads and European utilities.

Stronger performers for the month included (MoM% total return) Macquarie Infrastructure Group (MIG - Tollroads) +5.7 and Atlas (6 Tollroads spun out of MIG) +49.6 and CEZ (a Czech Republic electric utility) +6.5.

These positive performances were outweighed by a number of stocks in the portfolio falling in January.

The worst performers were Beijing Capital (Chinese airport) -14.2; GDF Suez (French gas utility) -9.5; Gruppo Aeroportuario (Mexican airport) -8.0 and EDP (Portuguese electric utility) -7.6.

We continue to look for companies with fundamental long term value, with strong balance sheets, strong management and supportive regulatory environments or long term contracts.

*Richard Elmslie & Nick Langley*  
*Senior Portfolio Managers*

## Overview of Fund Holdings

Top 10 Holdings	Weighting
ITC HOLDINGS CORPORATION	6.1%
ABERTIS INFRAESTRUCTURAS SA	4.7%
SES	4.6%
SHENZHEN INTERNATIONAL HOLDINGS LIM	4.6%
VINCI SA	4.4%
NATIONAL GRID PLC	4.3%
NORTHEAST UTILITIES	4.3%
TRANSCANADA CORPORATION	4.2%
SPECTRA ENERGY CORP	3.8%
RED ELECTRICA CORPORATION SA	3.8%

## Currency Exposure

Currency	Exposure (AUD million)	Hedge (%)
US Dollar (incl. HK\$)	0.27	100%
Canadian Dollar	0.04	96%
Euro	0.23	102%
British Pound	0.06	95%
Brazilian Real	0.06	92%
Singapore Dollar	0.02	98%