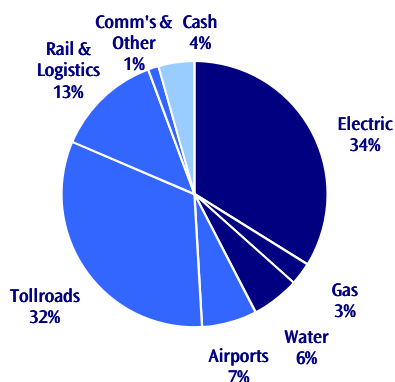
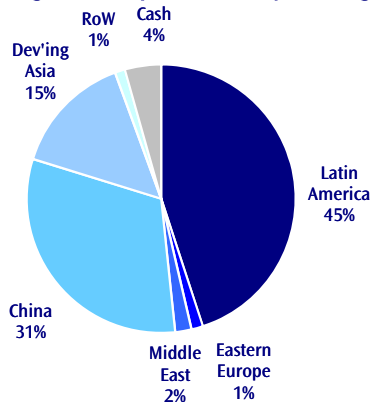
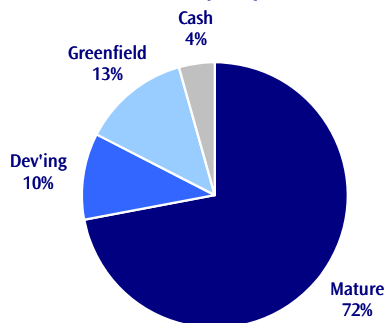


Performance Summary (total returns in AUD after fees)

	This Month	Three Months	Twelve Months	Inception ¹
RARE Series EM Fund	1.5%	5.1%	21.0%	32.9%
Benchmark ²	-0.2%	2.7%	19.3%	13.8%
MSCI EM World	-1.2%	-0.7%	17.5%	7.3%

Overview of Fund Exposures and Portfolio Statistics
Sector Exposures³

Regional Exposures - by Listing

Maturity Exposures³

Portfolio Statistics

Current statistics of the RARE Infrastructure Value Fund are as follows : ⁴

Dividend Yield	4.0%
EV ⁵ / EBITDA ⁶	7.2x
Interest Cover	5.8x
Gearing (Net Debt/ EV)	24.8%
Asset Beta	0.53

Fund Details

Fund Size	\$2.0m
Number of Holdings	34
Minimum Investment	\$20,000 ⁷
Application Price	1.5690
Redemption Price	1.5581
Distribution Frequency	Semi-Annually
Distribution for Jun 10 (cpu net)	8.3329
APIR Code	TGP0015AU
Morningstar Ticker	tbc
Management Fee	1.333% per annum
Transaction Costs	0.35%
Performance Fee	10.25% of investment returns made in excess of the Benchmark

Benchmark An accumulation index comprised of the Citigroup Global Emerging Market Sovereign Investment Grade USD Index plus 5.0% per annum

¹ Fund inception date 9 July 2008; Performance inception date 30 September 2008

² Citigroup Global Emerging Markets Sovereign Investment Grade USD Index+ 5%

³ Based on the exposures of the underlying assets of the stocks in the Fund, as assessed by RARE Infrastructure

⁴ Based on weighted averages

⁵ EV means Enterprise Value (market capitalisation + preferred equity, if any + net debt)

⁶ EBITDA means earnings before interest, tax, depreciation & amortisation

⁷ If you invest through an IDPS operator such as a Master Trust or Wrap Account platform, this minimum may not apply to you

Market Commentary for the Month

The downward momentum of May continued through June with global markets weakening further. However, investors truly seem to have seen the light with the EMs outperforming their developed peers for the 2nd consecutive month (MSCI World -3.7% versus the MSCI EM -0.5% in local terms). Performance within the EMs was mixed with Asia (ex China) (Thailand +6.2%, India +4.6%, Indonesia +4.2%, Malaysia +2.3%) significantly out-performing the rest of the EMs (Shanghai -7.5%, Shenzhen -8.5%, Brazil -3.3%, Russia -3.3%, Mexico -2.8%). We think this can largely be explained by a continued shift by equity investors away from risk into defensive - Latam, which is highly commodity driven, underperformed and the Chinese market, which is largely domestic speculation, was weak.

News flow out of the EMs in June continued to be on balance positive - the big exception being their World Cup performance. For us probably the most important was the announcement by China that they would de-peg the Renminbi allowing for appreciation for the first time in 2 years. We see this as positive for several reasons

- * Increases global competitiveness and hopefully spurs global growth
- * reduces (but not eliminates) the risk that the US will take action against China labelling it protectionist
- * indicative of China's confidence in its own economic recovery
- * appreciation of RMB sees chinese earnings that much more attractive for a foreign holder

From a macro-economic perspective the EMs also continue to show their superiority with the tightening process now well under way

- * Brazil tightened its reference rate for the second time by 75bps
- * Chile commenced tightening with a 50bp increase in its rate
- * China de-pegged its currency (discussed above) and reaffirmed commitment to fiscal targets, only concern is that they may tighten for too long
- * Argentina finalised its debt swap with a 66% acceptance level. We will now be watching to make sure the policy makers dont overshoot de-railing the economic recovery.

Politics and regime stability remain key for EM investors and in June we were pleased to see

- * the political standoff in Thailand resolved without further bloodshed although we remain wary over the medium term
- * Brazilian presidential campaigning kicked off with Serra gaining ground in the polls

Although the global outlook remains uncertain we continue to take comfort that the EMs are fundamentally fairing better than their developed peers.

Important Information:

While the information contained in this report has been prepared with all reasonable care, RARE Infrastructure Limited ("RARE") accepts no responsibility or liability for any errors, omissions or misstatements however caused. This information is not personal advice. This advice has been prepared without taking account of your objectives, financial situation or needs.

Treasury Group Investment Services Limited ("TIS") is the responsible entity for the RARE Infrastructure Value Fund (the "Fund"). Applications can only be made on the form in the current product disclosure statement dated 17 January 2007 for this Fund. The product disclosure statement can be obtained by contacting the RARE Infrastructure investment team on (02) 9397 7300, by fax (02) 9397 7399, by emailing invest@RAREInfrastructure.com or at www.RAREInfrastructure.com. Potential investors should consider the product disclosure statement before deciding whether to invest, or continue to invest in the Fund. The fact that shares in a particular company may have been mentioned should not be interpreted as a recommendation to buy, sell or hold that stock.

Investors should be aware that past performance is not indicative of future performance. Returns can be volatile, reflecting rises and falls in the value of underlying investments. Potential investors should seek independent advice as to the suitability of the Fund to their investment needs.

TIS may be contacted by writing to Level 5, 50 Margaret Street, Sydney, NSW, 2000, by telephone (02) 8243 0400 or by fax (02) 8243 0410.

TIS receives an investment management fee of 1.333% per annum of the amount invested in the fund (including GST less the maximum applicable reduced input tax credits), which is the entire management fee, out of which responsible entity fees, investment management costs, ongoing administrative expenses and other fees will be paid.

Portfolio Commentary

The RARE Series EM Fund ended June at an all time high, up 1.5%, out-performing the benchmark return by 170bps (-0.2%) and the MSCI EM by 270bps (-1.2% in AUD terms).

In contrast to May, the out-performance in June was stock driven with currency actually costing us 40bps.

From a stock specific perspective (in local currency terms) performance was largely news flow driven or in some cases a correction from oversold levels. Eletropaulo (Brazilian utility) was the star performer +16.8% with positive announcements regarding rate hikes and an extraordinary gain from the resolution of a court case. Other winners in a depressed market were Reliance Infrastructure (Indian conglomerate) at +12.5% and CESP (Brazilian utility) at +12.3%. By contrast GAP (Mexican airport) underperformed down 15.3% as a dispute within their controlling consortium saw failed AGMs and a suspension in trading. We have discussed the situation with the Company itself and one of the parties to the controlling consortium (Abertis) and although we anticipate further volatility until the dispute is resolved, we continue to fundamentally like the company and operational management. As such we see the portfolio position (1.5%) being at least maintained.

Richard Elmslie, Nick Langley
(RARE EM Investment Committee)

Overview of Fund Holdings

Top 10 Holdings	Weighting
ELETROPAULO METROPOLITANA ELTRICID,	5.3%
AES TIETE SA	5.1%
SICHUAN EXPRESSWAY CO LTD	5.0%
COMPANIA ENERGETICA DE MINAS GERAIS	4.9%
RELIANCE INFRASTRUCTURE LTD	4.2%
DP WORLD LIMITED	4.1%
TRACTABEL ENERGIA SA COM NPV	4.1%
SHENZEN EXPRESSWAY CO LTD	3.7%
MPX MINERACAO E ENERGIA SA	3.7%
ANHUI EXPRESSWAY CO LTD	3.7%